

Year 10 Information Evening

Thursday 26 September 2024



THE MOUNTBATTEN SCHOOL

Year 10 Information Evening

The plan

- 6.00pm Welcome & Introduction
- 6.15pm Session 1 - English
- 6.35pm Session 2 - Maths
- 6.55pm Session 3 - Science
- 7.15pm Head home or speak to us if you have any questions
(Mrs Shakya, work experience)



THE MOUNTBATTEN SCHOOL

Welcome



THE MOUNTBATTEN SCHOOL

Work Experience

Time to start thinking about it!

Work enrichment day on Tuesday 15th October- having some idea about what you would like to do will be useful!



THE MOUNTBATTEN SCHOOL

Survey time...



THE MOUNTBATTEN SCHOOL


Family photo after your discussions?



Or perhaps more like?



THE MOUNTBATTEN SCHOOL



Have an honest discussion about your 'distractions'.



THE MOUNTBATTEN SCHOOL

How can parents support?



THE MOUNTBATTEN SCHOOL

Healthy Habits

- Sleep
- Screen time limits
- Reading
- Nutrition
- Hydration
- Tech support
- Balance
- Agreed, consistent routines



THE MOUNTBATTEN SCHOOL

Team Simpson - good practice (conflict reduction plan!)

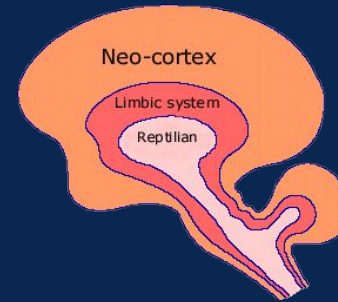


- Hand over your 'distractions'.
- 'Bitesize' chunks - 45 minutes work then a 15 minute break - Mum/Dad deliver a drink/snack!
- Offered a reward for successful completion of agreed work.
- Get involved - Test Bart on new knowledge. Can Bart explain a topic to you?
- Ensured Bart has a quiet, comfortable space for revision (Bedroom? Kitchen table?!)
- Made sure Bart is getting a decent night's sleep and is well fed & watered.
- Box downstairs!



THE MOUNTBATTEN SCHOOL

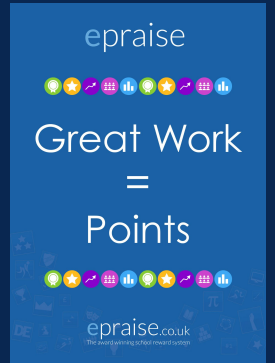
The brain has many parts Which one is in charge?



THE MOUNTBATTEN SCHOOL

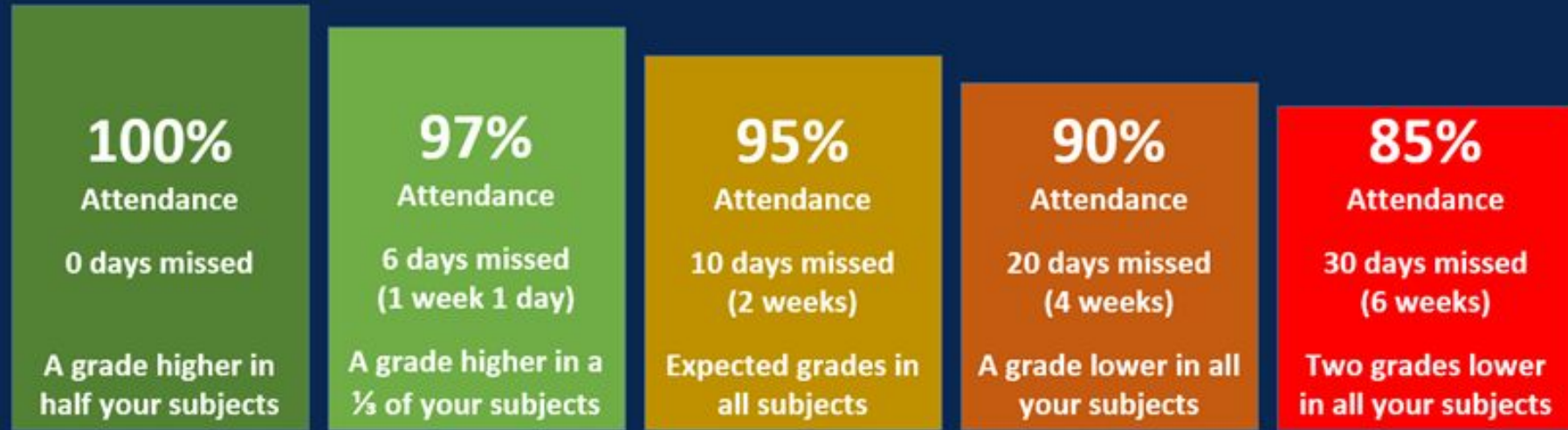
Healthy habits = Solid foundations

- Check Google Classroom with your child.
- Epraise facilitates consistent rewards & sanctions - school and home must match. Joint enterprise.
- Great attendance and punctuality.



THE MOUNTBATTEN SCHOOL

Attendance matters



Did you know?

A two week term time holiday will make your attendance 95%



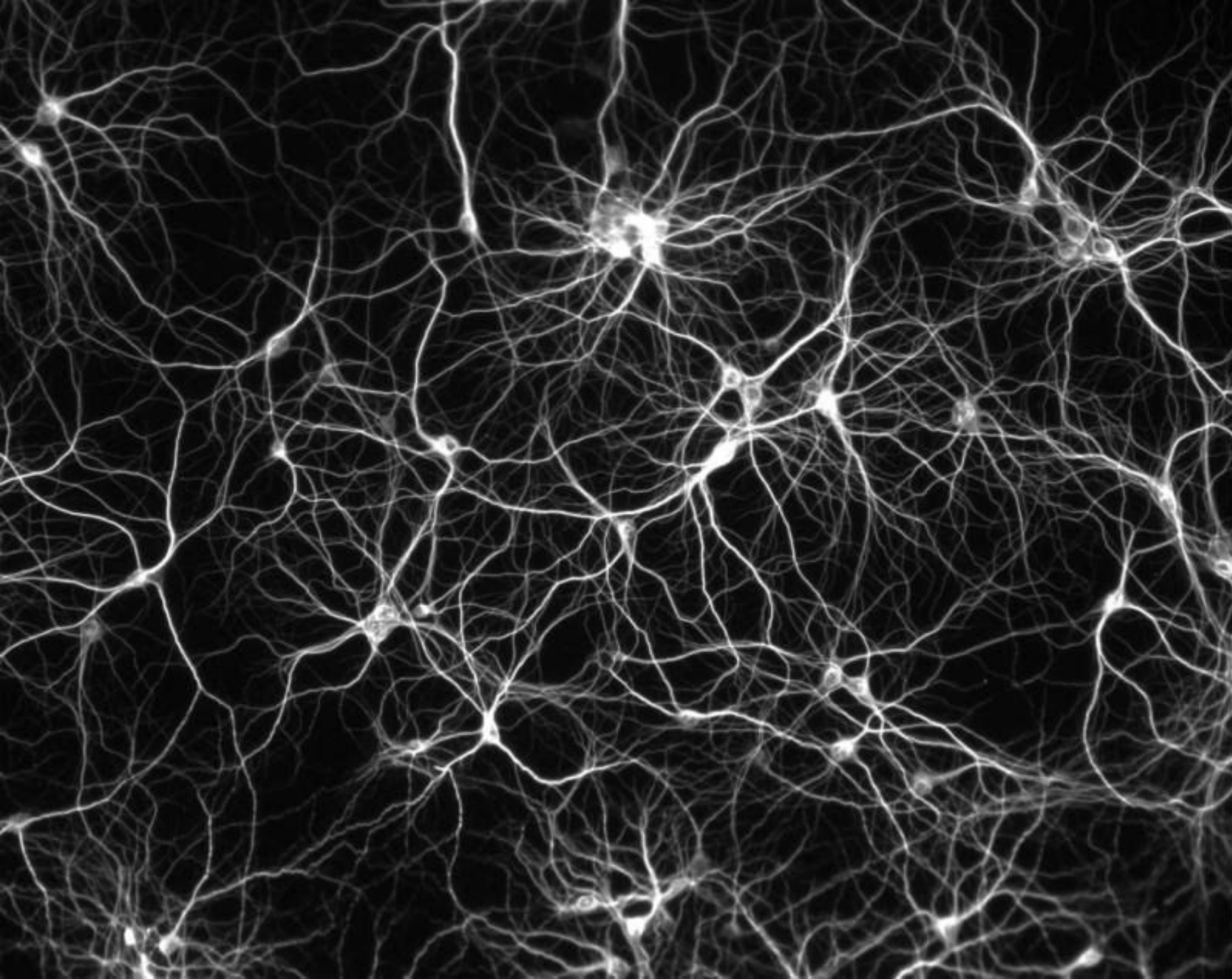
10 minutes late per day = 95% attendance



20 minutes late per day = 90% attendance



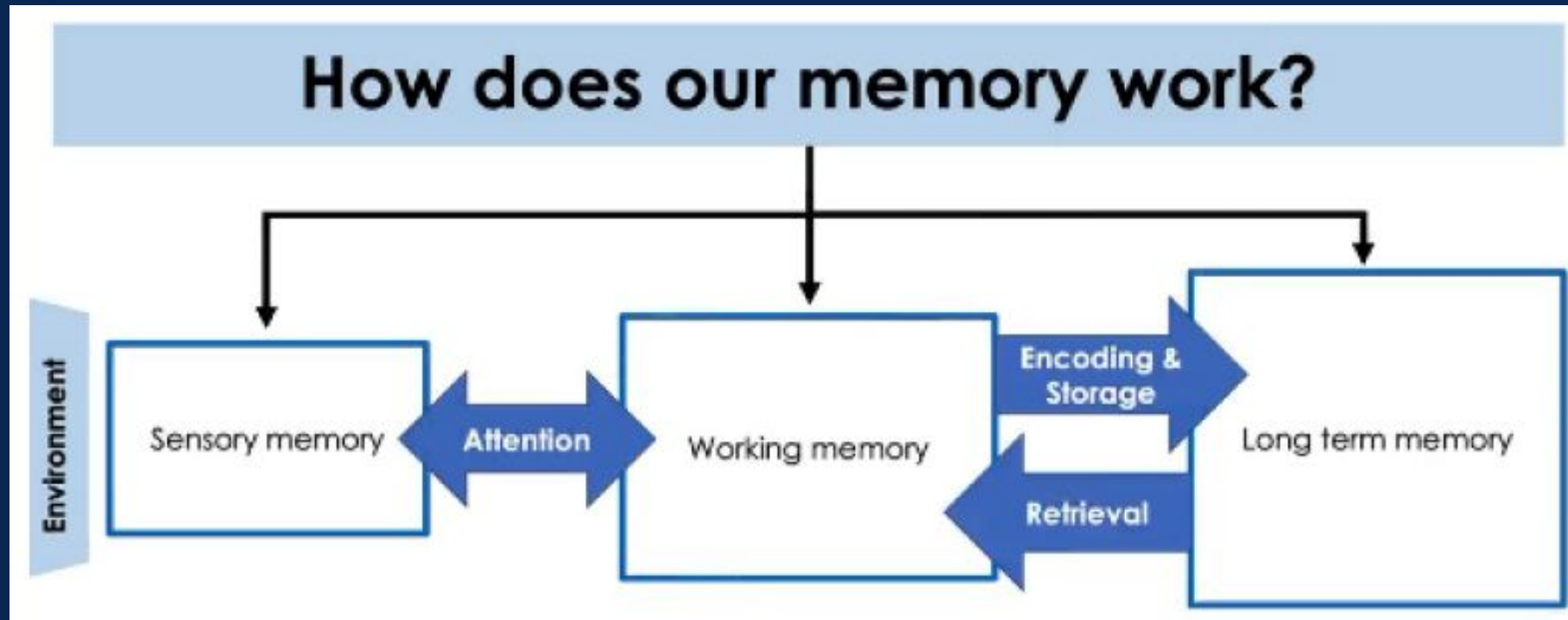
THE MOUNTBATTEN SCHOOL



85 weeks to
May 2026

Enough time
to make a
big
difference.

We are here to help.



**WHEN IT
COMES
TO SUCCESS
THERE ARE NO
SHORTCUTS**



THE MOUNTBATTEN SCHOOL

What is the end reward?

“Exam success” is great

however

Effort, resilience and maturity are what we actually want to reward.



THE MOUNTBATTEN SCHOOL

English



THE MOUNTBATTEN SCHOOL

We will run through:

1. An overview of GCSEs
2. What we need students to do at home
3. Effective revision strategies
4. How can you help support students?



THE MOUNTBATTEN SCHOOL



The Mountbatten School

English Faculty

- There are two **separate** GCSEs.
- Students receive separate results.
- When colleges state that students require 'English' they mean English Language. They will look closely at your English Literature result – *especially if you do not achieve a pass in language.*
- The skills overlap and must be applied to both GCSEs.



THE MOUNTBATTEN SCHOOL



The Mountbatten School

English Faculty

English Language - AQA

Spoken Language

Exam – a separate examination to be completed by all students.

This award qualifies the English language GCSE but does not contribute to the overall grade.

Students are awarded a pass, merit or distinction.

Always unseen texts

Paper One:

The study of 20th and 21st century fiction

Paper Two:

The study of 19th century 'literary' non-fiction

The study of 20th and 21st century non-fiction

Paper One - Extended 40 mark question - Creative Writing

Paper Two – Extended 40 mark questions – Writing for audience/purpose

Knowledge of grammatical terminology and figurative devices

The ability to analyse and evaluate texts

The ability to read quickly and write **longer responses** in timed conditions



THE MOUNT

English Literature –AQA

Detailed knowledge and understanding of:

1. **Shakespeare's Romeo and Juliet**
2. **Stevenson's Jekyll and Hyde**
3. **An Inspector Calls**
4. **15 Anthology Poems – Conflict**

The ability to analyse unseen poetry

Closed book examination

Knowledge of grammatical terminology and figurative devices

The ability to analyse texts and make links between memorized content

The ability to write **essays** in timed conditions




THE MOUNTBATTEN SCHOOL



The Mountbatten School

English Faculty



English Language



English Literature



Revision folder



THE MOUNTBATTEN SCHOOL



The Mountbatten School

English Faculty

Year 10 English Homework – Spring 2 Term:

- Complete these tasks in your homework books or online when specified by your teacher.
- Ensure tasks are complete for the day they are due in. No evidence of homework = lunchtime detention
- Make sure you complete the quizzes on GCSE Pod or this will not register with your teacher. Teachers are able to see when you logged in, how long for and an assignment quiz results.
- All the resources you need are in this homework overview.
- Make sure you scroll down to ensure you have read and completed all the homework each week.

Week	English Language:	English Literature:
1	<p>English Language Paper 2: Reading Where: homework book</p> <p>Read through the article on 'Pokemon 25th Anniversary' (at the end of this document). Complete the following tasks:</p> <ol style="list-style-type: none"> 1) Summarise the article in a couple of sentences. 2) What is the tone of the article? Does this change? <p>Annotate the text for language and structural devices that help the writer to convey his opinions. (Please ensure you annotate with the effect, not just identification of a technique).</p>	<p>English Literature Paper 2: Jekyll and Hyde Where: Homework book</p> <ol style="list-style-type: none"> 1. Create a mindmap around Utterson - add 10 words to describe his personality. 2. Why is Jekyll "done with Hyde" in the Incident of the Letter? 3. Why is Utterson worried at the end of Incident of the Letter?

Students have revision (homework) set every week. They have one task for each GCSE from October. *Before October half term, students are only studying English Literature.*

Students are expected to complete these to a **high standard** and may wish to use a **revision folder** to keep these in. Many will be handed in on Google Classroom.

Tasks vary and include practising the skills required (extended writing, analysis of texts, increasing reading stamina) and knowledge based revision.

30-40 mins per homework

Students work will be checked for quality and quantity of work.





The Mountbatten School

English Faculty

1. Students must know the required knowledge for both examinations.
2. Students must practise key skills of reading at speed, analysing unseen texts, evaluating complex texts, extended writing in time limited conditions, planning writing and proofreading.



THE MOUNTBATTEN SCHOOL

Misconception: You can't
revise for English

Key knowledge to memorize for Literature:

- Plot structure
- Events
- Characters
- Context (where relevant)
- Setting
- Themes
- Links between all of the above
- Micro quotations
- Question expectations

Skills:
Understanding
Identifying
Analysis
Evaluation
Linking
Extended writing



Key knowledge to memorize for Language:

- Language techniques
- Structural techniques
- Formats of writing
- Grammatical Rules
- Effects on the reader
- Examination technique
- Formulas for specific questions

Skills:
Understanding
Identifying
Analysis
Evaluation
Linking
Extended writing



Resources available to students:

- Exercise/homework books full of knowledge
- Annotated texts
- Revision guides – *letters to be sent shortly*
- Edisodes (For Jekyll and Hyde):
Username: Mountbatten
Password: English!
- Free Poetry anthology booklets
- Past papers
- GCSE Pod



THE MOUNTBATTEN SCHOOL



How can you support students in their learning and revision?

- Discuss the key texts with them – is there anything you can relate to the world today?
- Use cue cards to revise with students – test them!
- Check their homework – does it look like excellent work?
- Check which day homework for English is due.
- Read with or to them or encourage individual reading as much as possible – excellent readers make excellent writers.
- Encourage them to proofread in all subjects.
- Expand their vocabulary through reading and discussion.





The Mountbatten School

English Faculty

- Avoid unreliable films of the key texts.

We recommend:

- **The Globe's recording of Romeo and Juliet**
- **Zeffirelli's Romeo and Juliet**
- **Edisodes – Jekyll and Hyde**
- **BBC Production - An Inspector Calls (2015)**

Feel free to email their teacher asking for a homework schedule.

Encourage them to show you their Google Classroom or GCSE Pod tasks (both have apps that can be downloaded)

Do they have a quiet space to work?



THE MOUNTBATTEN SCHOOL



The Mountbatten School

English Faculty

If you have any further questions after tonight, please contact your child's teacher directly via email and they will be happy to help you.



THE MOUNTBATTEN SCHOOL

Maths



THE MOUNTBATTEN SCHOOL

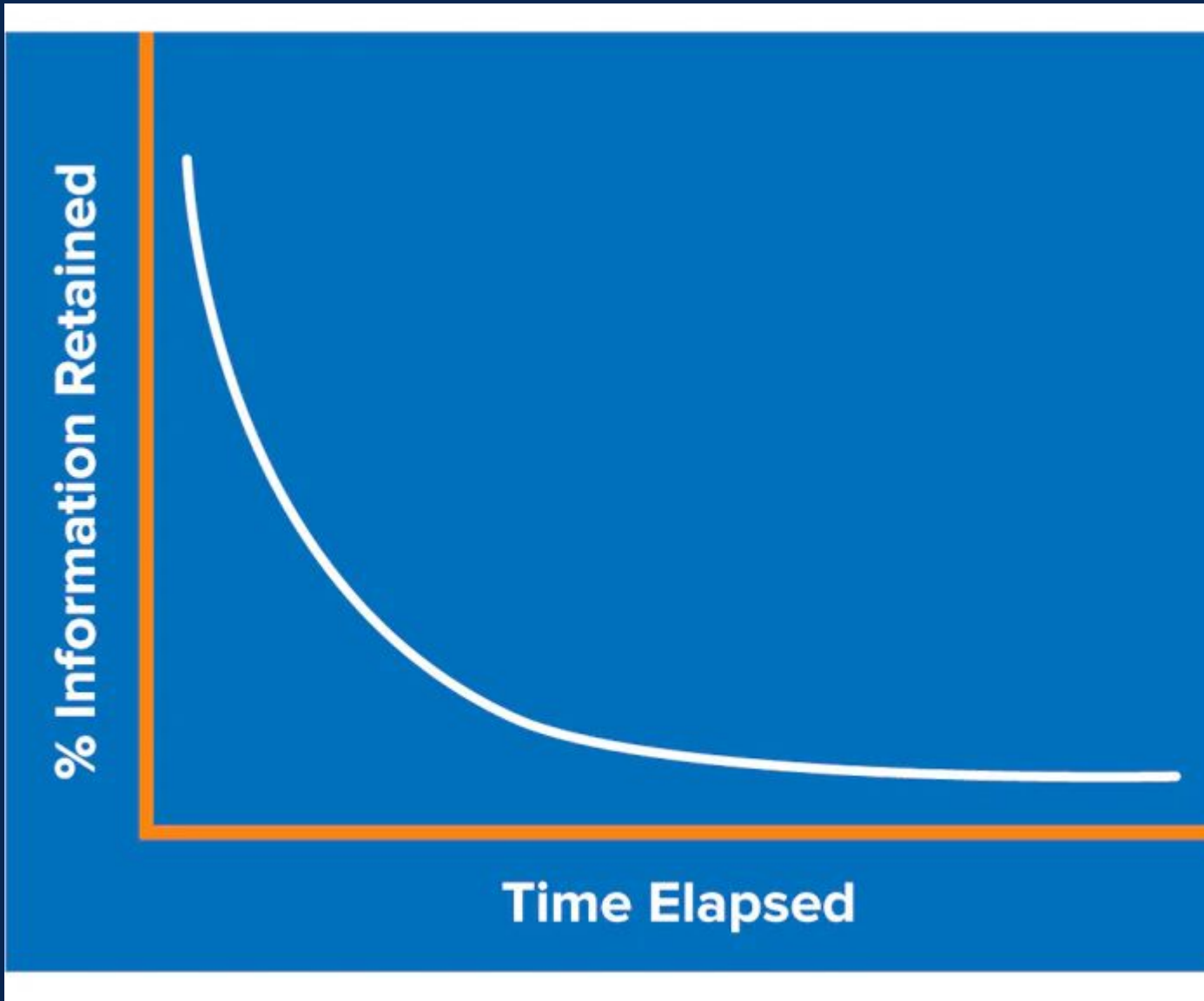
Maths

How students learn maths and how they'll be assessed

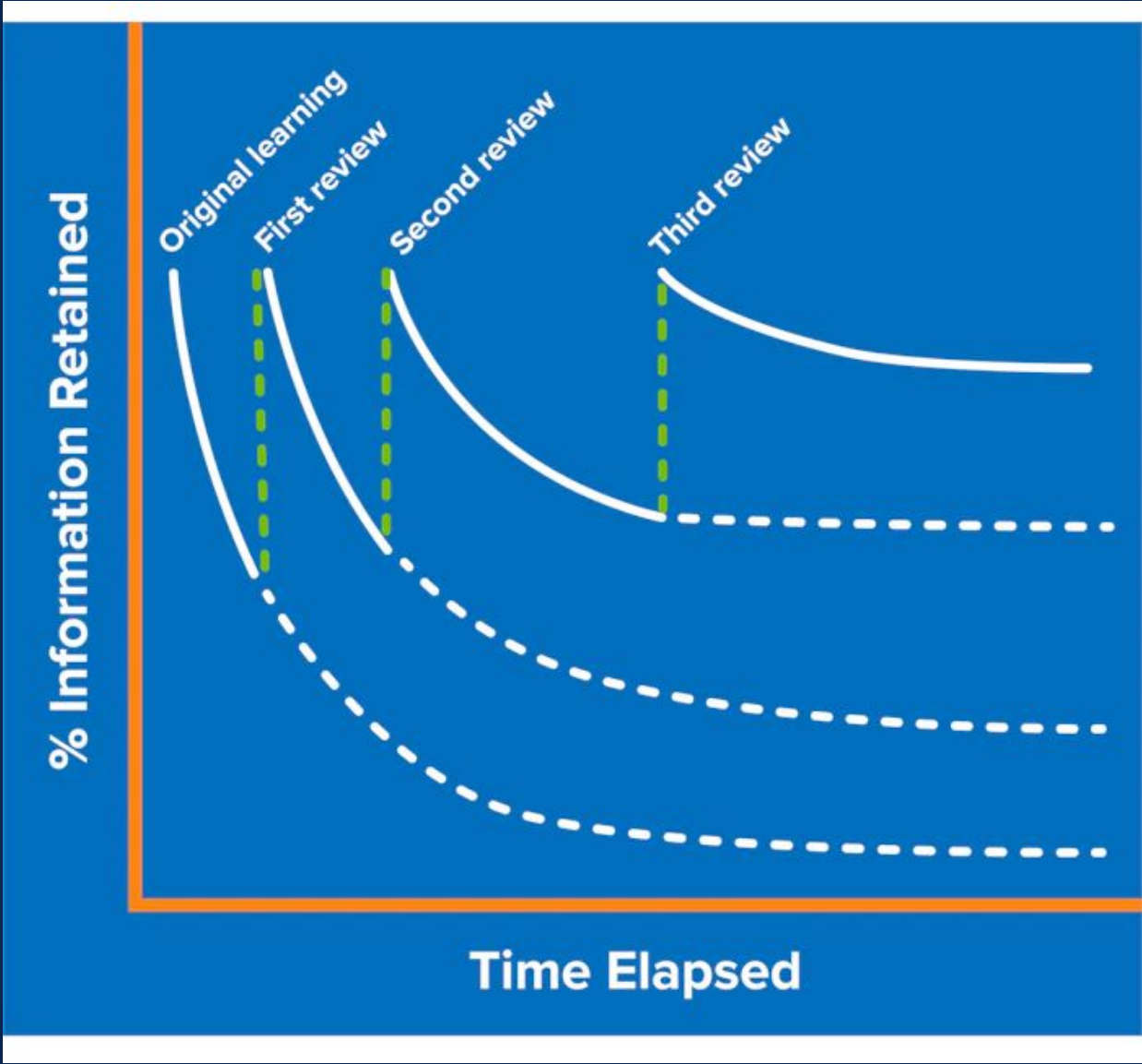
- Pearson Edexcel (9-1) GCSE Maths
- 3 written papers
Each 1 hour 30 mins
Equally weighted
 - **Paper 1 Non calculator**
 - **Paper 2 Calculator**
 - **Paper 3 Calculator**
- Any topic can appear on any paper

The only way
to learn
mathematics
is to do
mathematics.





THE MOUNTBATTEN SCHOOL



THE MOUNTBATTEN SCHOOL

Maths

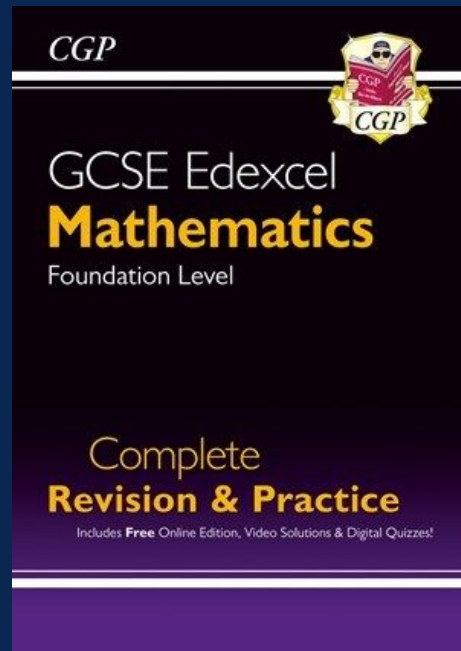
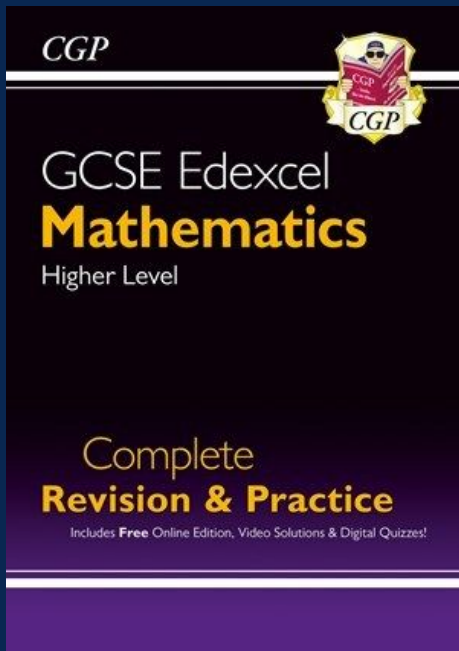
- **What homework looks like - Sparx Maths**
- Personalised to individual student
- Each question has a support video
- Expectation 100% completion (and therefore correct!)
- Don't do homework for them (and don't leave until the last minute!)



THE MOUNTBATTEN SCHOOL

Maths

- What if my child is really stuck ?
- Ask your teacher in class/via email



Sparx Maths

Maths Genie

 @gcsemathstutor  gcse_maths_tutor  www.thegcsemathstutor.co.uk

GCSE MATHS TUTOR

SUBSCRIBE NOW



THE MOUNTBATTEN SCHOOL

The best way for students to revise is using Sparx Maths. Students should log on to their account and follow these steps:

1. Click on "Independent learning"
2. Make sure the "Your curriculum" box is set to Fundamentals, Key stage 3 or GCSE
3. Adjust the "Default level" to make sure the difficulty is just right (remember there's no point revising things you can already do!)
4. Type in the blue codes provided on the revision list (or just search for the topic)
5. Make sure you've got pen and paper handy - you'll need to write down some working out!
6. If you're still struggling, watch the video and have another go. If that doesn't help, speak to your teacher (before the day of the test!)


This is your personalised Compulsory homework. You need to answer every question correctly to complete it.

Compulsory
None available

XP Boost
None available

Target
None available

Sparx Practice


Independent Learning  Click here!

Find topics **My activity**

Choose to practice a topic from the Sparx library at any difficulty

Search for topics: Your curriculum: Default level:

Select a topic:

- Number**
 $\begin{matrix} + & + \\ \times & - \end{matrix}$
- Algebra**
 x^2
- Ratio and Proportion**
 $3:2$
- Geometry**




Maths

- How to find support and extra information.

Mountbatten Maths

Home

Year 7 scheme of work

Year 8 scheme of work

Year 9 scheme of work

Year 10 & 11 scheme of work

Year 7, 8, 9 & 10 homework

Year 11 homework

UKMT Maths Challenge

Further Maths

Edexcel Award in Number & Measure

GCSE Statistics

GCSE Economics

Revision

Mathematics

Schemes of work	Homework	Additional qualifications	Revision
Year 7	Year 7	Number & Measure	How to revise
Year 8	Year 8	GCSE Economics	
Year 9	Year 9	GCSE Statistics	
Year 10 & 11	Year 10	Further Maths	
	Year 11	UKMT Maths Challenge	



Science



THE MOUNTBATTEN SCHOOL

What help would we like?

Help us organise them:

- Resources
- Space
- Distractions (phones, PS4, XBox etc)

Help us to ensure the revision homework is completed to the best of their ability.



THE MOUNTBATTEN SCHOOL

What revising isn't:

Staring at exercise books or revision guides

Highlighting notes

Copying out chunks of the textbook / revision guide

Effective revision is:

Active - there should be a physical product that shows revision has been done.

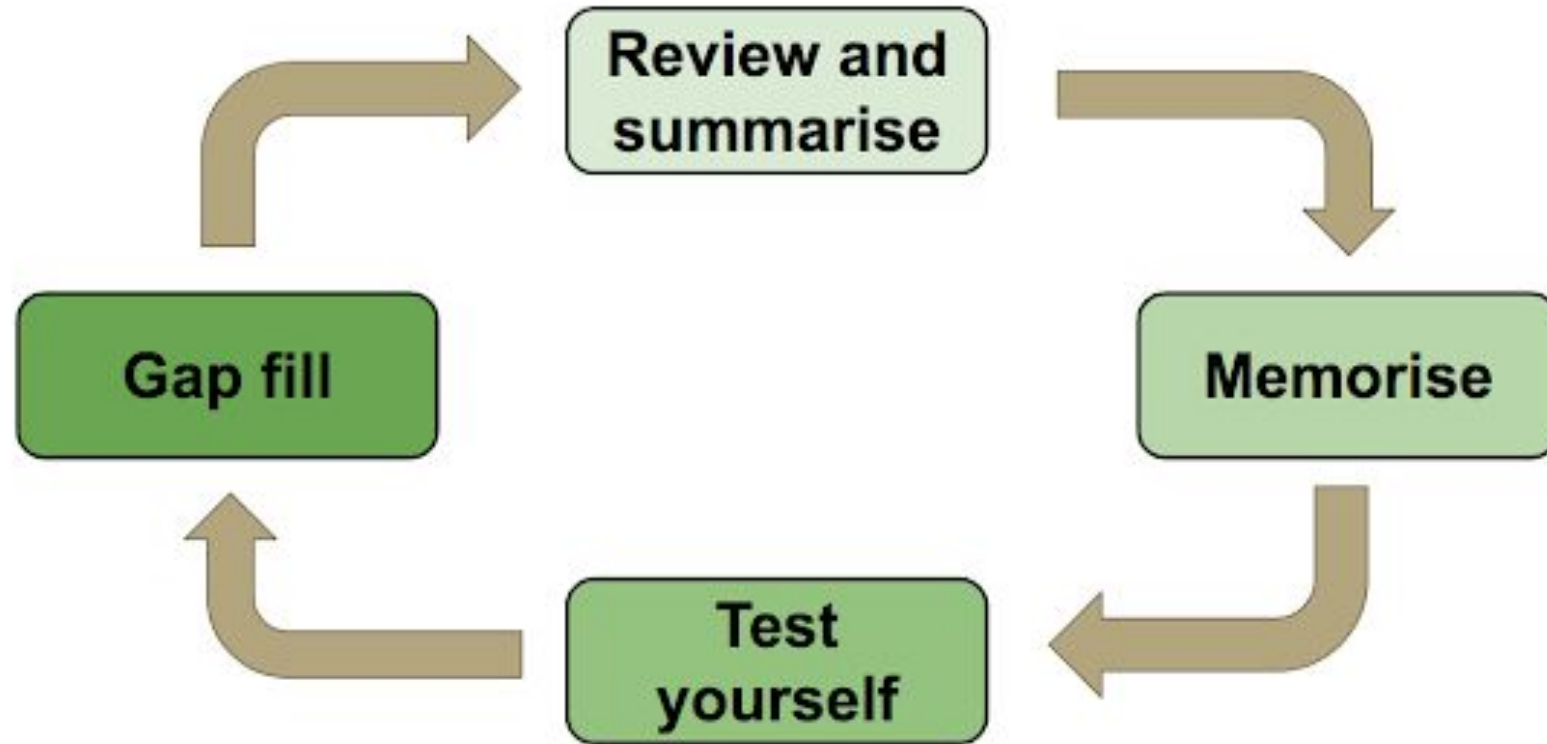
Spaced - Spread the revision over the year.

Interleaved - break it into small chunks and mix up the order that you do the chunks in.



THE MOUNTBATTEN SCHOOL

The process



Step 1 - Review and summarise

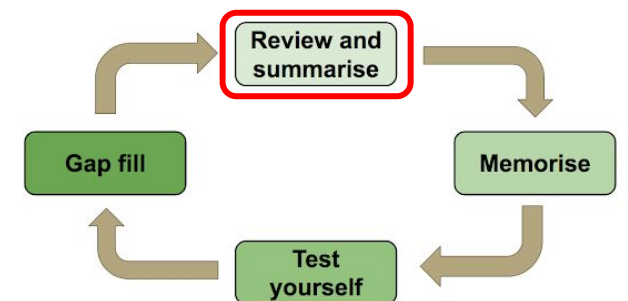
From:

- Specification
- Class notes
- Website
 - Knowledge organisers
 - BBC Bitesize
 - Seneca
 - Quizlet

summarise

To:

- Revision notes
- Mindmaps
- Graphic organisers
- Revision cards
- Flashcards



What do they need to know?

(Click to open)






8464 AQA GCSE Combined Science:Trilogy

or:

8461 AQA GCSE Biology

8462 AQA GCSE Chemistry

8463 AQA GCSE Physics



THE MOUNTBATTEN SCHOOL

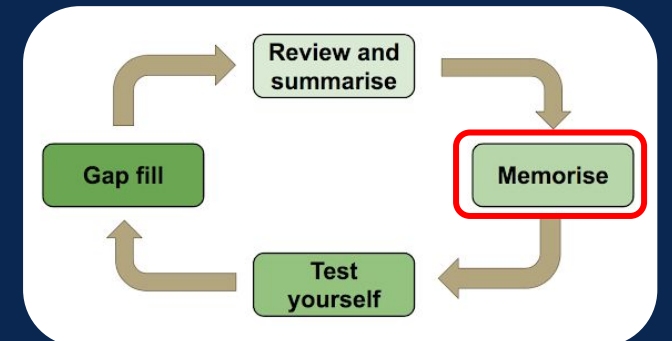
Step 2 - Memorise

Repetition is key here.

One method is to simply reproduce the mindmap / card, or a targeted part of it, from memory.

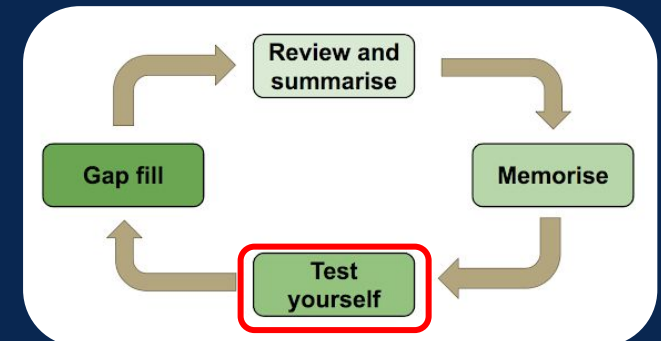
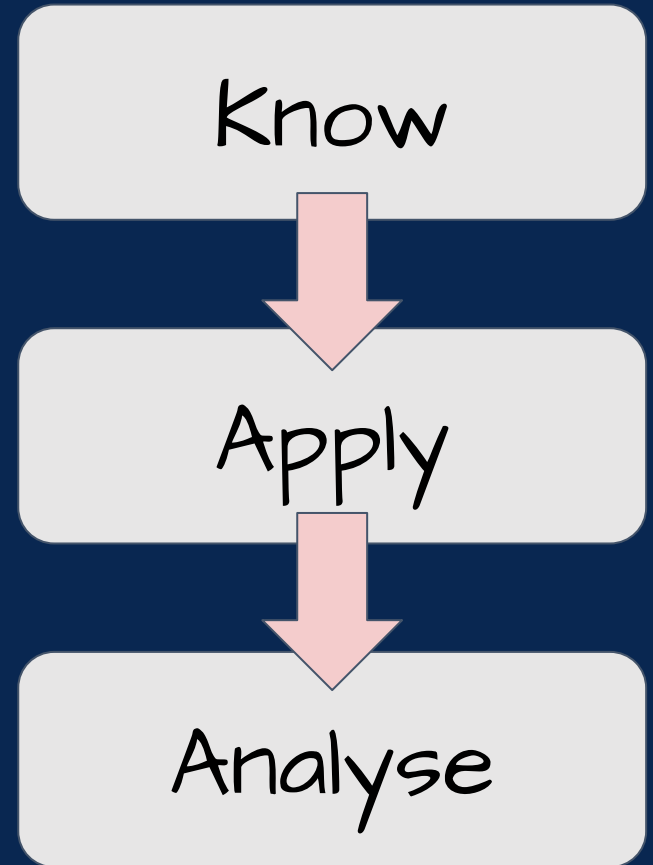
Other methods include:

- Look, cover, write, check of knowledge organisers and core questions
- Mnemonics
- Using quizlet to learn keywords



Step 3 - Test

To get the best grades in science you have to be able to **APPLY** the information you have learned and **ANALYSE** information you are given using what you **KNOW**.

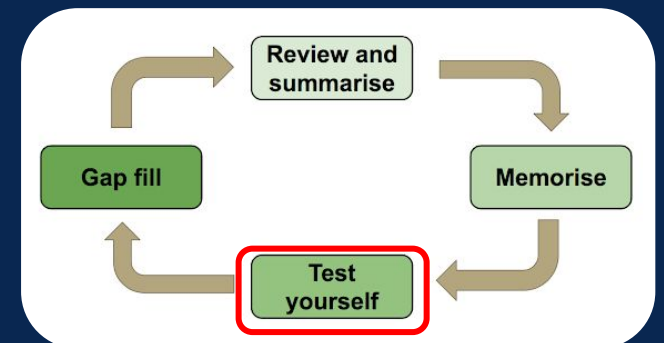
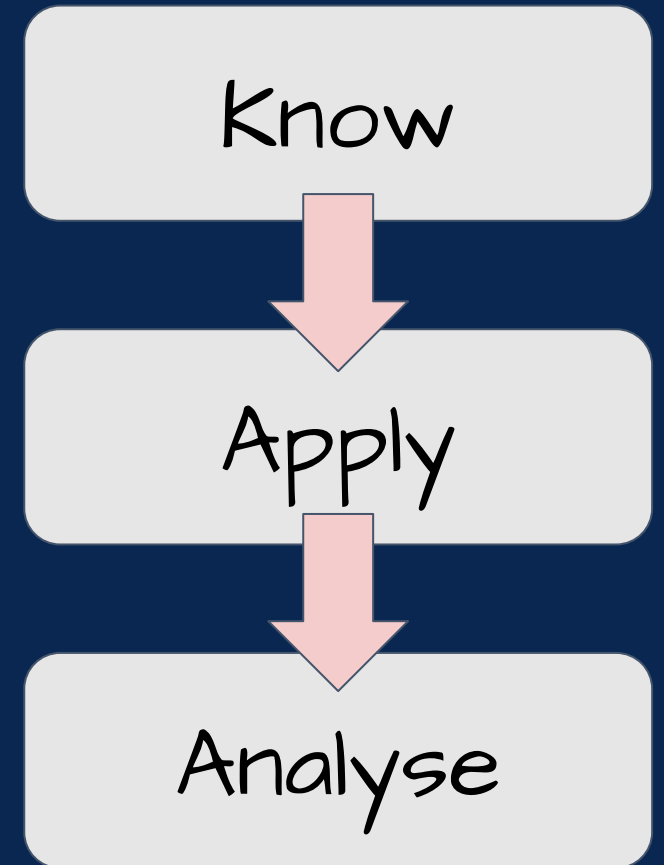


Step 3 - Test

Using past paper questions is the best way to practice this.

Top tips:

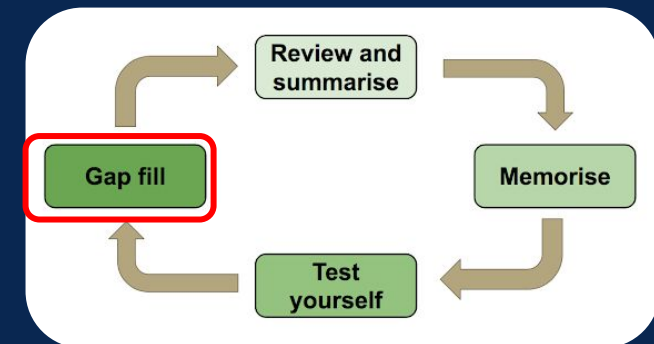
- Write out the answers
- Check against the mark scheme
- Correct errors
- Start using notes if required
- Set time limits: 1 minute per mark

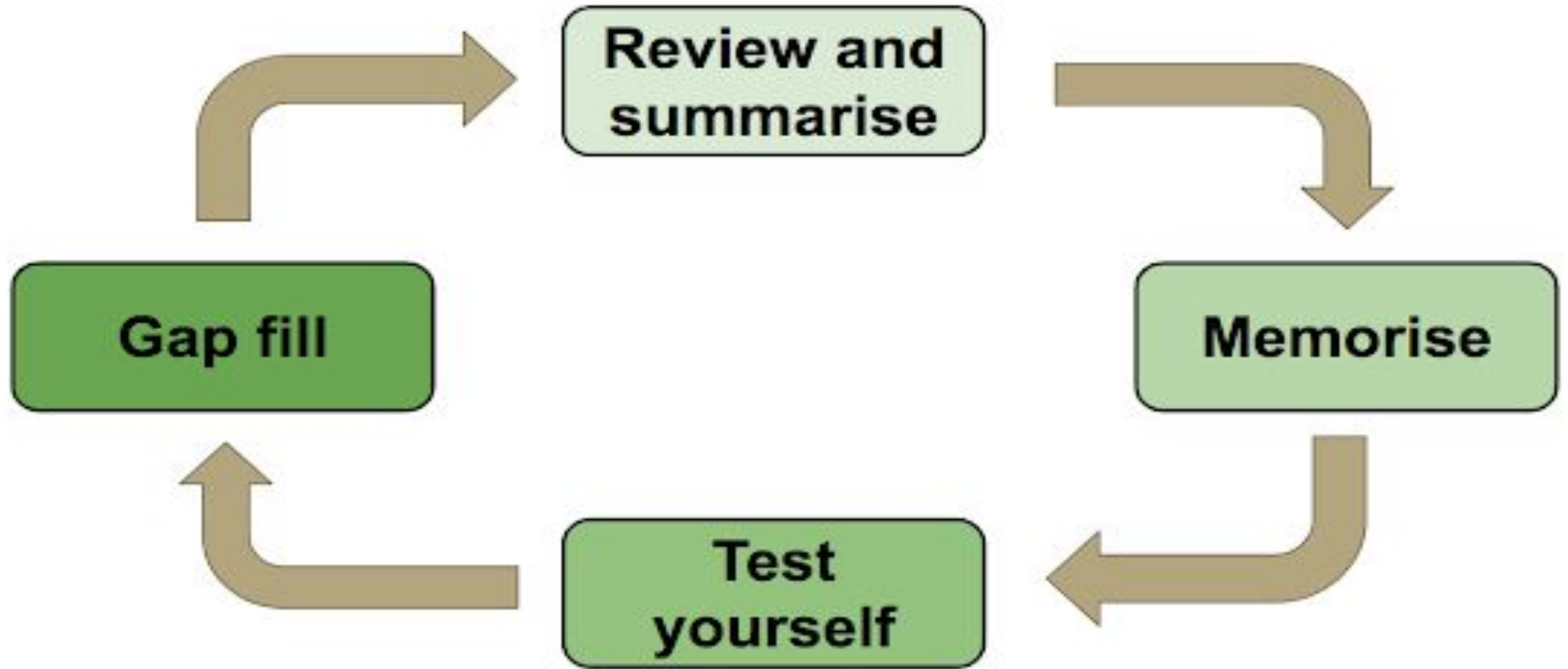


Step 4 - Gap filling

This is the key step. Once testing is complete it is important to work out what still needs to be worked on:

- Note down what was difficult as this is the point to start from in the next revision session on this topic.
- Correct any errors on revision summaries and add any missing detail so that they are complete.
- Highlight tricky ideas or concepts for review next time the material is studied.





Homework

Weekly quiz - this is revision.

Revise the topic first, then do the quiz.

Recommended that they write down a few of the answers they got wrong as a full sentence, and keep this information. (This is much better than just 'having another guess')

Builds a bespoke revision resource.



THE MOUNTBATTEN SCHOOL

Y10 Milestones

w/c 22 Jan = paper 1 exam

w/c 24 June: Summer Mocks: = 3x Science papers:

- Biology paper 1
- Chemistry Paper 1
- Physics Paper 1



THE MOUNTBATTEN SCHOOL

Links

[Parent website](#)

[Student website](#)

[Seneca](#)

[Quizlet](#)

[BBC Bitesize](#)

[My GCSE Science](#)

[AQA Website](#)



THE MOUNTBATTEN SCHOOL